





































16 100m Backstroke Men Final

























Official

























13yrs NZR	13yrs NZR	59.33	2024-08-20	YiFan Zhang AK
14yrs NZR	14yrs NZR	56.48	2009-09-27	Corey Main CO
15yrs NZR	15yrs NZR	54.91	2024-08-20	Ariel Muchirahondo BP
16yrs NZR	16yrs NZR	53.53	2011-09-11	Corey Main WN
17yrs NZR	17yrs NZR	51.84	2008-04-13	Daniel Bell AK
18yrs NZR	18yrs NZR	51.62	2022-08-23	Cooper Morley AK
Open NZR	Open NZR	50.83	2024-08-23	Andrew Jeffcoat AK

























Total

























Rank	Competitor	Age	Club	RT	PTS	Result
1	 Muchirahon...	16	 John Paul ...	0.65		54.06 Entry: 54.63 -0.57
	25m:		50m: 26.08 (26.08)			
	75m:		100m: 54.06 (54.06)			
2	 Zhang Yee...	17	 Pinehurst S...	0.54		56.42 Entry: 57.23 -0.81
	25m:		50m: 27.09 (27.09)			
	75m:		100m: 56.42 (56.42)			
3	 Paki TeRau...	15	 Pompallier ...	0.64		56.55 Entry: 55.64 +0.91
	25m:		50m: 27.46 (27.46)			
	75m:		100m: 56.55 (56.55)			
4	 Haufe Hans	17	 Pompallier ...	0.58		57.16 Entry: 56.63 +0.53
	25m:		50m: 27.68 (27.68)			
	75m:		100m: 57.16 (57.16)			
5	 Zhang YiFan	14	 Saint Kenti...	0.59		57.33 Entry: 58.45 -1.12
	25m:		50m: 27.76 (27.76)			
	75m:		100m: 57.33 (57.33)			
6	 Kregting D...	17	 Mt Roskill ...	0.81		57.37 Entry: 1:00.32 -2.95
	25m:		50m: 27.96 (27.96)			
	75m:		100m: 57.37 (57.37)			

























7	 Humphries ...	16	 Westlake B... 0.64	57.39 -1.49 Entry: 58.88
	25m:	50m:	27.63 (27.63)	
	75m:	100m:	57.39 (57.39)	
8	 Cave Max	17	 New Plymo... 0.73	57.91 +0.93 Entry: 56.98
	25m:	50m:	27.55 (27.55)	
	75m:	100m:	57.91 (57.91)	
9	 Chen Luoji...	15	 Wellington ... 0.54	58.02 +0.27 Entry: 57.75
	25m:	50m:	28.17 (28.17)	
	75m:	100m:	58.02 (58.02)	
10	 Segers Seb...	15	 Kings College 0.61	58.03 -0.43 Entry: 58.46
	25m:	50m:	28.20 (28.20)	
	75m:	100m:	58.03 (58.03)	
11	 James Harr...	17	 Lincoln Hig... 0.60	58.08 +2.26 Entry: 55.82
	25m:	50m:	27.54 (27.54)	
	75m:	100m:	58.08 (58.08)	
12	 Gu Osbert	16	 Pinehurst S... 0.61	58.14 +1.32 Entry: 56.82
	25m:	50m:	28.20 (28.20)	
	75m:	100m:	58.14 (58.14)	
13	 Coulter Gra...	13	 Rangitoto C... 0.66	58.20 13yrs NZR Entry: 1:00.12 -1.92
	25m:	50m:	28.25 (28.25)	
	75m:	100m:	58.20 (58.20)	
14	 Bell Lucas	16	 Nelson Coll... 0.69	58.40 +0.81 Entry: 57.59
	25m:	50m:	28.46 (28.46)	
	75m:	100m:	58.40 (58.40)	
15	 Delamare ...	17	 Westlake B... 0.67	58.94 +0.68 Entry: 58.26
	25m:	50m:	28.01 (28.01)	
	75m:	100m:	58.94 (58.94)	
16	 Wong Eric	16	 Palmerston... 0.82	59.14 +0.30 Entry: 58.84
	25m:	50m:	28.82 (28.82)	
	75m:	100m:	59.14 (59.14)	
17	 Boonen Cai...	17	 Hamilton B... 0.59	59.36 +0.20 Entry: 59.16
	25m:	50m:	29.21 (29.21)	
	75m:	100m:	59.36 (59.36)	
17	 Glintmeyer ...	14	 Whangapar... 0.61	59.36 +0.39 Entry: 58.97
	25m:	50m:	28.71 (28.71)	
	75m:	100m:	59.36 (59.36)	

























19	 Wells Soeren	16	 Burnside Hi... 0.74	59.58 Entry: 58.80 +0.78
	25m:		50m: 28.57 (28.57)	
	75m:		100m: 59.58 (59.58)	
19	 Oosthuizen...	17	 Howick Coll... 0.59	59.58 Entry: 1:00.50 -0.92
	25m:		50m: 28.60 (28.60)	
	75m:		100m: 59.58 (59.58)	
21	 Walker Fra...	17	 Glendowie ... 0.74	59.64 Entry: 58.47 +1.17
	25m:		50m: 29.08 (29.08)	
	75m:		100m: 59.64 (59.64)	
22	 Stocks Ethan	17	 Mt Roskill ... 0.57	59.65 Entry: 57.90 +1.75
	25m:		50m: 28.90 (28.90)	
	75m:		100m: 59.65 (59.65)	
23	 Hewertson ...	16	 Mahurangi ... 0.55	59.94 Entry: 1:00.52 -0.58
	25m:		50m: 28.96 (28.96)	
	75m:		100m: 59.94 (59.94)	
24	 Yuan Eric	17	 Scots College 0.69	59.95 Entry: 1:00.26 -0.31
	25m:		50m: 28.79 (28.79)	
	75m:		100m: 59.95 (59.95)	
24	 Rowe Sam	16	 Palmerston... 0.61	59.95 Entry: 1:00.37 -0.42
	25m:		50m: 29.08 (29.08)	
	75m:		100m: 59.95 (59.95)	
26	 Copocean ...	16	 St Johns C... 0.63	1:00.20 Entry: 1:00.95 -0.75
	25m:		50m: 28.78 (28.78)	
	75m:		100m: 1:00.20 (1:00.20)	
27	 Sandford Al...	15	 Whangapar... 0.63	1:00.48 Entry: 1:00.71 -0.23
	25m:		50m: 29.11 (29.11)	
	75m:		100m: 1:00.48 (1:00.48)	
28	 Chin Timothy	14	 Auckland G... 0.96	1:00.65 Entry: 1:02.74 -2.09
	25m:		50m: 29.45 (29.45)	
	75m:		100m: 1:00.65 (1:00.65)	
29	 Asiata Sam...	17	 Macleans C... 0.65	1:00.70 Entry: 1:01.60 -0.90
	25m:		50m: 29.38 (29.38)	
	75m:		100m: 1:00.70 (1:00.70)	
30	 Graham Luca	17	 St Andrew's... 0.65	1:00.73 Entry: 59.80 +0.93
	25m:		50m: 29.10 (29.10)	
	75m:		100m: 1:00.73 (1:00.73)	

























31	 Dickison C...	14	 Scots College	0.69	1:00.74 Entry: 1:03.49 -2.75
	25m:		50m: 29.66 (29.66)		
	75m:		100m: 1:00.74 (1:00.74)		
32	 Piggott Koby	15	 Westlake B...	0.61	1:00.96 Entry: 1:02.20 -1.24
	25m:		50m: 29.35 (29.35)		
	75m:		100m: 1:00.96 (1:00.96)		
33	 Urlich Neo	17	 St Paul's C...	0.73	1:01.06 Entry: 1:00.85 +0.21
	25m:		50m: 29.81 (29.81)		
	75m:		100m: 1:01.06 (1:01.06)		
34	 Skidmore S...	16	 Lindisfarne ...	0.57	1:01.18 Entry: 1:02.34 -1.16
	25m:		50m: 28.46 (28.46)		
	75m:		100m: 1:01.18 (1:01.18)		
35	 Pask Zack	17	 Tauranga B...	0.68	1:01.24 Entry: 1:01.28 -0.04
	25m:		50m: 30.24 (30.24)		
	75m:		100m: 1:01.24 (1:01.24)		
36	 Stracey Hyl...	15	 Christchurc...	0.61	1:01.27 Entry: 1:00.32 +0.95
	25m:		50m: 29.25 (29.25)		
	75m:		100m: 1:01.27 (1:01.27)		
37	 Collins Lac...	15	 Hamilton B...	0.61	1:01.62 Entry: 1:03.38 -1.76
	25m:		50m: 30.02 (30.02)		
	75m:		100m: 1:01.62 (1:01.62)		
38	 Lomas Noah	14	 Rotorua Bo...	0.60	1:01.66 Entry: 1:01.53 +0.13
	25m:		50m: 29.80 (29.80)		
	75m:		100m: 1:01.66 (1:01.66)		
39	 Tukia Simiosi	15	 Hamilton B...	0.66	1:01.77 Entry: 1:01.84 -0.07
	25m:		50m: 30.23 (30.23)		
	75m:		100m: 1:01.77 (1:01.77)		
40	 Joyce Josiah	16	 Hamilton C...	0.56	1:01.92 Entry: 1:01.83 +0.09
	25m:		50m: 30.14 (30.14)		
	75m:		100m: 1:01.92 (1:01.92)		
41	 Delamare ...	15	 Westlake B...	0.74	1:01.95 Entry: 1:04.44 -2.49
	25m:		50m: 29.65 (29.65)		
	75m:		100m: 1:01.95 (1:01.95)		
42	 Lee Yen-Ch...	16	 Auckland G...	0.55	1:01.98 Entry: 1:01.69 +0.29
	25m:		50m: 29.69 (29.69)		
	75m:		100m: 1:01.98 (1:01.98)		























43	 Wang Justin	16	 Christ's Col...	0.64	1:02.16 Entry: 1:01.47 +0.69
	25m:		50m: 29.95 (29.95)		
	75m:		100m: 1:02.16 (1:02.16)		
44	 Jung-Ishida...	16	 Western He...	0.99	1:02.29 Entry: 1:03.28 -0.99
	25m:		50m: 30.30 (30.30)		
	75m:		100m: 1:02.29 (1:02.29)		
45	 Manderson...	16	 Christ's Col...	0.96	1:02.40 Entry: 1:01.64 +0.76
	25m:		50m: 30.48 (30.48)		
	75m:		100m: 1:02.40 (1:02.40)		
46	 Wang Henry	14	 Rangitoto C...	0.83	1:02.83 Entry: 1:06.59 -3.76
	25m:		50m: 30.57 (30.57)		
	75m:		100m: 1:02.83 (1:02.83)		
47	 Phillips Mur...	17	 Mahurangi ...	0.69	1:02.85 Entry: 1:02.80 +0.05
	25m:		50m: 30.35 (30.35)		
	75m:		100m: 1:02.85 (1:02.85)		
48	 Choo Clem...	15	 Rangitoto C...	0.63	1:02.92 Entry: 1:03.59 -0.67
	25m:		50m: 30.36 (30.36)		
	75m:		100m: 1:02.92 (1:02.92)		
49	 Atkinson Will	14	 Marlboroug...	0.74	1:02.93 Entry: 1:03.17 -0.24
	25m:		50m: 30.67 (30.67)		
	75m:		100m: 1:02.93 (1:02.93)		
50	 Woodrow J...	15	 Barker Coll...	0.53	1:02.96 Entry: 1:06.68 -3.72
	25m:		50m: 30.25 (30.25)		
	75m:		100m: 1:02.96 (1:02.96)		
51	 Cave Thomas	15	 Christ's Col...	0.67	1:03.11 Entry: 1:03.80 -0.69
	25m:		50m: 31.24 (31.24)		
	75m:		100m: 1:03.11 (1:03.11)		
52	 Lynn Harry	15	 ACG Taura...	0.60	1:03.17 Entry: 1:04.62 -1.45
	25m:		50m: 29.76 (29.76)		
	75m:		100m: 1:03.17 (1:03.17)		
53	 Campion T...	16	 Kings College	0.84	1:03.32 Entry: 1:03.23 +0.09
	25m:		50m: 30.61 (30.61)		
	75m:		100m: 1:03.32 (1:03.32)		
54	 Woods Zac	17	 Motueka Hi...	0.60	1:03.39 Entry: 1:03.40 -0.01
	25m:		50m: 30.42 (30.42)		
	75m:		100m: 1:03.39 (1:03.39)		

55	 Aves Austin	14	 Kings College	0.66	1:03.40 Entry: 1:02.71 +0.69
	25m:		50m: 30.61 (30.61)		
	75m:		100m: 1:03.40 (1:03.40)		
56	 Setford Kyle	14	 St Johns C...	0.73	1:03.41 Entry: 1:03.38 +0.03
	25m:		50m: 30.85 (30.85)		
	75m:		100m: 1:03.41 (1:03.41)		
57	 Mahoney C...	13	 Kelston Bo...	0.67	1:03.55 Entry: 1:05.11 -1.56
	25m:		50m: 30.83 (30.83)		
	75m:		100m: 1:03.55 (1:03.55)		
58	 Hape TeMa...	16	 Te Kura Ka...		1:03.62 Entry: 1:04.18 -0.56
	25m:		50m: 30.67 (30.67)		
	75m:		100m: 1:03.62 (1:03.62)		
59	 Byrne Cullen	17	 Palmerston...	0.64	1:03.64 Entry: 1:05.26 -1.62
	25m:		50m: 30.74 (30.74)		
	75m:		100m: 1:03.64 (1:03.64)		
59	 Zhang James	13	 Auckland G...	0.71	1:03.64 Entry: 1:01.40 +2.24
	25m:		50m: 30.46 (30.46)		
	75m:		100m: 1:03.64 (1:03.64)		
61	 Lafaele-Pu...	15	 ACG Strath...	0.61	1:03.98 Entry: 1:04.02 -0.04
	25m:		50m: 30.73 (30.73)		
	75m:		100m: 1:03.98 (1:03.98)		
62	 Hewertson ...	18	 Mahurangi ...	0.63	1:04.00 Entry: 1:01.48 +2.52
	25m:		50m: 30.39 (30.39)		
	75m:		100m: 1:04.00 (1:04.00)		
63	 Dibben Will...	15	 Barker Coll...	0.61	1:04.36 Entry: 1:05.63 -1.27
	25m:		50m: 30.45 (30.45)		
	75m:		100m: 1:04.36 (1:04.36)		
64	 Botes Phoe...	13	 Taradale Hi...	0.59	1:04.42 Entry: 1:05.94 -1.52
	25m:		50m: 30.43 (30.43)		
	75m:		100m: 1:04.42 (1:04.42)		
65	 Pedersen ...	16	 Whangapar...	0.78	1:04.59 Entry: 1:04.00 +0.59
	25m:		50m: 31.47 (31.47)		
	75m:		100m: 1:04.59 (1:04.59)		
66	 Boocock Ja...	14	 Nelson Coll...	0.78	1:04.66 Entry: 1:06.15 -1.49
	25m:		50m: 30.84 (30.84)		
	75m:		100m: 1:04.66 (1:04.66)		

67	 Ng Jayden	15	 Newlands ...	0.54	1:04.70 Entry: 1:05.09 -0.39
	25m:		50m: 31.15 (31.15)		
	75m:		100m: 1:04.70 (1:04.70)		
68	 Webby Con...	15	 Mt Albert G...	0.70	1:04.78 Entry: 1:09.03 -4.25
	25m:		50m: 31.90 (31.90)		
	75m:		100m: 1:04.78 (1:04.78)		
69	 Xiong Bryan	15	 Kristin School	0.61	1:04.89 Entry: 1:03.07 +1.82
	25m:		50m: 30.53 (30.53)		
	75m:		100m: 1:04.89 (1:04.89)		
70	 Chilcott Bodhi	17	 Pakuranga ...	0.56	1:04.96 Entry: 1:08.76 -3.80
	25m:		50m: 30.58 (30.58)		
	75m:		100m: 1:04.96 (1:04.96)		
71	 Jiang Alexa...	15	 Takapuna ...	0.60	1:05.15 Entry: 1:07.15 -2.00
	25m:		50m: 31.70 (31.70)		
	75m:		100m: 1:05.15 (1:05.15)		
72	 Phillips Arian	15	 Mahurangi ...	0.56	1:05.16 Entry: 1:05.82 -0.66
	25m:		50m: 31.34 (31.34)		
	75m:		100m: 1:05.16 (1:05.16)		
73	 Chugg Willi...	15	 Papamoa C...	0.83	1:05.79 Entry: 1:05.57 +0.22
	25m:		50m: 31.39 (31.39)		
	75m:		100m: 1:05.79 (1:05.79)		
74	 Reddy Veer...	17	 Saint Kenti...	0.69	1:05.90 Entry: 1:06.44 -0.54
	25m:		50m: 31.02 (31.02)		
	75m:		100m: 1:05.90 (1:05.90)		
75	 McEntee Li...	16	 Lindisfarne ...	0.58	1:06.04 Entry: 1:07.79 -1.75
	25m:		50m: 31.92 (31.92)		
	75m:		100m: 1:06.04 (1:06.04)		
76	 Rankin Leo...	17	 Rotorua La...	0.63	1:06.16 Entry: 1:03.25 +2.91
	25m:		50m: 30.87 (30.87)		
	75m:		100m: 1:06.16 (1:06.16)		
77	 Yang Jonat...	13	 Rangitoto C...		1:06.22 Entry: 1:06.26 -0.04
	25m:		50m: 32.47 (32.47)		
	75m:		100m: 1:06.22 (1:06.22)		
78	 Te Anga Ka...	17	 Mt Albert G...	0.74	1:06.24 Entry: 1:02.19 +4.05
	25m:		50m: 32.06 (32.06)		
	75m:		100m: 1:06.24 (1:06.24)		

79	 Donaldson ...	15	 Mahurangi ...	0.61	1:06.30 Entry: 1:07.42 -1.12
	25m:		50m: 31.34 (31.34)		
	75m:		100m: 1:06.30 (1:06.30)		
80	 Harris Lewis	15	 Rolleston C...	0.60	1:06.32 Entry: 1:07.06 -0.74
	25m:		50m: 31.51 (31.51)		
	75m:		100m: 1:06.32 (1:06.32)		
81	 Calder-Kerr...	15	 Palmerston...	0.67	1:06.35 Entry: 1:05.64 +0.71
	25m:		50m: 31.40 (31.40)		
	75m:		100m: 1:06.35 (1:06.35)		
82	 Yang Michael	14	 Kristin School	0.66	1:06.49 Entry: 1:05.54 +0.95
	25m:		50m: 32.22 (32.22)		
	75m:		100m: 1:06.49 (1:06.49)		
83	 Robertson ...	15	 Wellington ...	0.60	1:06.63 Entry: 1:10.98 -4.35
	25m:		50m: 32.33 (32.33)		
	75m:		100m: 1:06.63 (1:06.63)		
84	 Thompson ...	17	 Amuri Area ...	0.76	1:06.65 Entry: 1:05.14 +1.51
	25m:		50m: 31.95 (31.95)		
	75m:		100m: 1:06.65 (1:06.65)		
85	 Abueideh Y...	14	 Rangitoto C...	0.68	1:06.94 Entry: 1:06.33 +0.61
	25m:		50m: 32.39 (32.39)		
	75m:		100m: 1:06.94 (1:06.94)		
86	 Laurence R...	16	 Freyberg Hi...	0.70	1:06.97 Entry: 1:04.55 +2.42
	25m:		50m: 32.44 (32.44)		
	75m:		100m: 1:06.97 (1:06.97)		
87	 Frankish M...	16	 Nelson Coll...	0.66	1:07.28 Entry: 1:06.09 +1.19
	25m:		50m: 32.55 (32.55)		
	75m:		100m: 1:07.28 (1:07.28)		
88	 Zhao Brayd...	13	 Pinehurst S...	0.65	1:07.50 Entry: 1:08.37 -0.87
	25m:		50m: 32.37 (32.37)		
	75m:		100m: 1:07.50 (1:07.50)		
89	 Zhang Steve	13	 Wentworth ...	0.57	1:07.96 Entry: 1:08.67 -0.71
	25m:		50m: 33.02 (33.02)		
	75m:		100m: 1:07.96 (1:07.96)		
90	 Li Shawn	13	 Pinehurst S...	0.66	1:08.08 Entry: 1:10.86 -2.78
	25m:		50m: 33.17 (33.17)		
	75m:		100m: 1:08.08 (1:08.08)		

91	 Chen Luoqi...	14	 Wellington ...	0.63	1:08.15 Entry: 1:10.09 -1.94
	25m:		50m: 32.83 (32.83)		
	75m:		100m: 1:08.15 (1:08.15)		
92	 Wang Prest...	17	 Westlake B...	0.68	1:08.36 Entry: 1:03.84 +4.52
	25m:		50m: 31.93 (31.93)		
	75m:		100m: 1:08.36 (1:08.36)		
93	 Zhu Ryder	14	 Kristin School	0.56	1:08.47 Entry: 1:09.93 -1.46
	25m:		50m: 33.12 (33.12)		
	75m:		100m: 1:08.47 (1:08.47)		
94	 Farrant Ja...	15	 Huanui Coll...	0.62	1:08.52 Entry: 1:07.10 +1.42
	25m:		50m: 32.39 (32.39)		
	75m:		100m: 1:08.52 (1:08.52)		
95	 Trass Sam	15	 Nelson Coll...	0.64	1:08.89 Entry: 1:10.71 -1.82
	25m:		50m: 33.51 (33.51)		
	75m:		100m: 1:08.89 (1:08.89)		
96	 Shivnan Sa...	14	 Tauranga B...	0.65	1:08.90 Entry: 1:10.84 -1.94
	25m:		50m: 33.24 (33.24)		
	75m:		100m: 1:08.90 (1:08.90)		
97	 Brown Daniel	13	 Wellington ...	0.62	1:09.05 Entry: 1:10.56 -1.51
	25m:		50m: 33.43 (33.43)		
	75m:		100m: 1:09.05 (1:09.05)		
98	 Zhang Aaron	13	 Kristin School	0.65	1:09.09 Entry: 1:09.22 -0.13
	25m:		50m: 33.36 (33.36)		
	75m:		100m: 1:09.09 (1:09.09)		
99	 Wong Lucas	13	 Macleans C...	0.57	1:09.43 Entry: 1:09.64 -0.21
	25m:		50m: 32.85 (32.85)		
	75m:		100m: 1:09.43 (1:09.43)		
100	 Chang Lorin	13	 Macleans C...	0.79	1:09.62 Entry: 1:09.94 -0.32
	25m:		50m: 33.63 (33.63)		
	75m:		100m: 1:09.62 (1:09.62)		
101	 Dixon Levi	13	 Aquinas Co...	0.70	1:09.66 Entry: 1:09.14 +0.52
	25m:		50m: 33.75 (33.75)		
	75m:		100m: 1:09.66 (1:09.66)		
102	 Oyston Dhy...	15	 Kings College	0.62	1:09.70 Entry: 1:09.27 +0.43
	25m:		50m: 33.82 (33.82)		
	75m:		100m: 1:09.70 (1:09.70)		

103	 Avery Sea...	13	 Orewa Coll...	0.62	1:09.74 Entry: 1:10.51 -0.77
	25m:		50m: 32.54 (32.54)		
	75m:		100m: 1:09.74 (1:09.74)		
103	 Kerr Connor	14	 Westlake B...	0.70	1:09.74 Entry: 1:11.20 -1.46
	25m:		50m: 33.07 (33.07)		
	75m:		100m: 1:09.74 (1:09.74)		
105	 Maritz Luan	14	 Rangitoto C...	0.70	1:09.84 Entry: 1:10.92 -1.08
	25m:		50m: 33.79 (33.79)		
	75m:		100m: 1:09.84 (1:09.84)		
106	 Cole Archie	14	 Lindisfarne ...	0.74	1:10.03 Entry: 1:10.90 -0.87
	25m:		50m: 33.70 (33.70)		
	75m:		100m: 1:10.03 (1:10.03)		
107	 Trimboya Ja...	15	 Christchurc...	0.60	1:10.07 Entry: 1:10.86 -0.79
	25m:		50m: 33.35 (33.35)		
	75m:		100m: 1:10.07 (1:10.07)		
108	 Barrett-Ha...	13	 Green Bay ...	0.65	1:10.21 Entry: 1:10.88 -0.67
	25m:		50m: 34.28 (34.28)		
	75m:		100m: 1:10.21 (1:10.21)		
109	 Peris Shee...	14	 Green Bay ...	0.50	1:10.27 Entry: 1:11.37 -1.10
	25m:		50m: 33.57 (33.57)		
	75m:		100m: 1:10.27 (1:10.27)		
110	 Huang Des...	14	 Kings College	0.62	1:10.34 Entry: 1:09.47 +0.87
	25m:		50m: 33.34 (33.34)		
	75m:		100m: 1:10.34 (1:10.34)		
111	 Rankin Ta...	14	 Rotorua Bo...	0.81	1:10.83 Entry: 1:09.32 +1.51
	25m:		50m: 34.99 (34.99)		
	75m:		100m: 1:10.83 (1:10.83)		
112	 Cui Jonathan	13	 Wellington ...	0.65	1:10.99 Entry: 1:09.89 +1.10
	25m:		50m: 34.92 (34.92)		
	75m:		100m: 1:10.99 (1:10.99)		
113	 Hape Maka...	14	 Te Kura Ka...	0.56	1:11.10 Entry: 1:10.67 +0.43
	25m:		50m: 34.26 (34.26)		
	75m:		100m: 1:11.10 (1:11.10)		
114	 Alexander ...	13	 Gisborne B...	0.65	1:11.30 Entry: 1:11.07 +0.23

25m:

50m: 33.82 (33.82)

75m: